



universität
wien

International Report 2019



Table of contents

- 3 Internationalisation Strategy of the University of Vienna
- 6 Facts and Figures: Key figures for internationalisation activities

IMPRINT

Publisher: University of Vienna
Universitätsring 1 | 1010 Vienna | Austria
univie.ac.at

Responsibility for the content:
International Office

Concept:
Lottelis Moser | International Office
international.univie.ac.at

Editorial Staff: International Office
Michaela Fiska | Larissa Lippert

Contributors: International Office
Michaela Fiska | Larissa Lippert |
Franz Stefan Michalke | Karin Krall

Others: Lorenz Platzgummer | Ingrid Purner
Reporting and Analysis

Translation: Nicola Wood

Graphic Design: Nele Steinborn | Lori Trauttmansdorff

Printed by: Walla Druck

Reporting Period: Winter semester 2018/19
and summer semester 2019 (unless stated otherwise)

© Vienna, October 2019

Internationalisation Strategy of the University of Vienna

Leading Comprehensive Internationalisation

Internationalisation has clearly made its mark on academia and has become pivotal to universities' activities. The University of Vienna emphasizes a strategic and holistic approach to internationalisation throughout all areas of academia – research, education and service missions. The University of Vienna's international strategy is based on these three pillars. These strategic planning goals are supported by a range of core activities which serve to enhance an international, intercultural or global dimension of university life.

Strategic Planning Goals

- Strengthening the university's research profile and research quality through international collaboration
- Enhancing the overall quality of education through internationalisation at home and abroad
- Contributing to strong international involvement in research and education through the internationalisation of service missions

The University of Vienna is committed to an EU-wide common research policy, and its activities contribute to the further development of the European Higher Education Area (EHEA) and the European Research and Innovation Area (ERIA).

Concerning the geographical dimension, the University of Vienna is pursuing the following strategy:

- Traditionally, the University of Vienna has strong ties to universities in Europe with due regard to Eastern and South Eastern Europe.
- Outside of Europe there is a particular focus on North America, since the University of Vienna liaises closely with this region in the realms of the Humanities as well as in the Sciences, as well as on East Asia, since the University of Vienna is the only Austrian University that offers Area Studies in this region and, thus, has built intensive scientific contacts that go beyond these subject areas

Moreover, the University of Vienna fosters capacity building in Higher Education in developing and newly industrialized countries through collaborative research and teaching activities.



Strategic Initiatives

Internationalisation of Research

Internationalisation of research is seen by the university as an instrument for strengthening the quality of its research and its competitiveness. To internationalise its research, the university aims at:

- Promoting cooperation with the best universities and research institutions worldwide across a wide range of subject areas
- Establishing an exclusive set of high-profile partners in the form of Strategic Partnerships to ensure continuous successful performance as a research university in the context of global competition
- Increasing participation in international projects, especially in those activities arising out of the EU research programmes, and attracting more third-party funding
- Fostering links between academics from the University of Vienna and international colleagues within the framework of university networks
- Intensifying collaboration between academics from the University of Vienna and international colleagues with similar research foci in the form of joint research projects and joint publications
- Strengthening the recruitment and retention of distinguished and renowned international and national researchers

Internationalisation of Education

The internationalisation of studying and teaching enhances the overall quality of education and takes place at home as well as abroad. Moreover, it broadens horizons, increases employability and prepares students and lecturers to become global professionals. To internationalise its education, the university aims at:

- Enhancing the outbound mobility of lecturers and students at all levels (i.e. Bachelor, Master and PhD level) in terms of quality and successful outcomes
- Providing mobility windows in curricula for students to enable more embedded mobility at the Bachelor and Master level
- Increasing the second and foreign language proficiency of both students and lecturers and strengthening intercultural competences to participate and teach in an international classroom and in a global context
- Providing more opportunities for students and lecturers to gain international experience at home, for instance, through (further) development of internationalised curricula, through the use of guest lectures and digital collaboration tools (i.e. digital classroom) and through the University's quality-assured univie: summer/winter school initiatives
- (Further) development of study programmes (master's/PhD) conducted in a language other than German

- Attracting international students through non-degree seeking programmes (i.e. Visiting-PhD and Visiting-MA Students)
- Recruiting highly talented international students into master's and doctoral/PhD courses
- Increasing international internship placements
- Developing an international (researcher and student) alumni network to stay in touch with international graduates

Internationalisation of Service Missions

The internationalisation of service missions contributes actively to strong international involvement in research and education. To internationalise its service mission, the university aims at:

- Raising the outbound mobility of administrative staff
- Increasing the English language proficiency and intercultural competence of administrative staff
- Providing printed and web-based information in English for international students and lecturers

Intended Internationalisation: Monitoring

In order to make achieving these goals measurable and verifiable, a catalogue of central internationalisation measures was developed. Evaluations of current developments and the aforementioned activities/objectives are carried out yearly to monitor progress and to pinpoint areas for improvement.

The monitoring system is an important element of the university's evidence-based management system. The topic of internationalisation has also been given close attention in the University's development plan, the University's internal target-setting agreements as well as in the Agreement on Achievement ("Leistungsvereinbarung") with the Federal Ministry for Science, Research and Economics.

Facts and Figures

Since 2008 the internationalisation of the University of Vienna has been measured by a set of indicators which constitute a specific monitoring system.

The set of indicators relates to the areas of study and teaching, staff and research referred to in the internationalisation strategy. The figures given are an attempt to quantify central aspects of these areas and to permit an annual comparison of the development of the internationalisation activities.

Study and teaching

Students at the University of Vienna by country of origin (active students > 16 ECTS): degree mobility¹ Key figure 1.A.1 (As of winter semester 2017/18)

This important indicator measures the share of non-Austrian students in order to determine how attractive the University of Vienna is for foreign students as a place of education and research. The share of foreign students adds up to 28.4% of all active students (> 16 ECTS).

A bachelor's, diploma or master's programme is considered active if the student has acquired at least 16 ECTS points in the respective academic year. A student may be enrolled in more than one active programme during the applicable academic year. Doctoral students are not included in these figures. This key performance indicator cannot be compared with the figures cited in the previous International Reports as the definition of "active students" now involves a higher number of ECTS points. The numbers and percentages mentioned under 1.A.1 and 1.A.2 always refer to the group of active students.

Students at the University of Vienna come from 130 countries. 87.5% of all active foreign students are from Europe, 9.3% from Asia, and less than 1% each from Africa, North and Latin America and Australia. More than a half of all foreign students (52.6%) are from neighbouring countries, of which Germany is the most important with 34.5%.

The percentage of students from successor states of former Yugoslavia adds up to 12% of all foreign students.

¹ Credit mobility is temporary learning mobility within the framework of ongoing studies at a "home institution" for the purpose of gaining credit. After the mobility phase, students return to their "home institution" to complete their studies. Degree mobility is learning mobility in order to obtain a degree abroad.

Country	Active students (> 16 ECTS) ²	% of all active students (> 16 ECTS)	% of active non-Austrian students
Austria	34,624	71.6	
Germany	4,735	9.8	34.5
Italy	1,095	2.3	8.0
Hungary	600	1.2	4.4
Serbia	528	1.1	3.9
Bosnia and Herzegovina	486	1.0	3.5
Turkey	470	1.0	3.4
Ukraine	455	0.9	3.3
Russian Federation	454	0.9	3.3
Croatia	379	0.8	2.8
Slovakia	379	0.8	2.8
Bulgaria	367	0.8	2.7
Poland	337	0.7	2.5
Romania	326	0.7	2.4
Luxembourg	301	0.6	2.2
Czech Republic	170	0.4	2.2
Iran	165	0.3	1.2
France	151	0.3	1.2
Spain	137	0.3	1.0
Kazakhstan	134	0.3	1.0
Switzerland	128	0.3	0.9
United States	104	0.3	0.8
United Kingdom	103	0.2	0.8
Greece	96	0.2	0.7
China	90	0.2	0.7
Slovenia	78	0.2	0.6
Netherlands	78	0.2	0.6
Albania	56	0.1	0.4
Belgium	55	0.1	0.4
Kosovo	54	0.1	0.4
Belarus	54	0.1	0.4
Georgia	50	0.1	0.4
North Macedonia	49	0.1	0.4
Colombia	43	0.1	0.3
South Korea	42	0.1	0.3
Mongolia	40	0.1	0.3
Syria	38	0.1	0.3
Brazil	37	0.1	0.3
Montenegro	35	0.1	0.3
Australia	34	0.1	0.3
Japan	30	0.1	0.2
other countries	750	1.6	5.5
TOTAL foreign students	13,713	28.4	
TOTAL	48,337		



² Definition of active students: please refer to page 6.

Source: Reporting System of the University of Vienna

Distribution of studies by country of origin of the students (selection), broken down by the stage of studies³ in %

Key figure 1.A.2

(As of winter semester 2017/18)

Country	Active students (> 16 ECTS) (total figures)	Bachelor students	Master students	Diploma students
Austria	34,624	59.8	17.4	25.0
Germany	4,735	60.8	35.5	5.1
Italy	1,095	66.0	27.9	7.8
Hungary	600	68.5	21.7	11.0
Serbia	528	58.7	26.9	14.8
Bosnia and Herzegovina	486	55.6	28.2	16.9
Turkey	470	67.7	21.8	10.0
Ukraine	455	60.9	31.9	7.9
Russian Federation	454	62.6	31.7	6.6
Croatia	379	59.4	25.6	15.6
Slovakia	379	51.7	35.9	14.5
Bulgaria	367	72.8	21.0	7.6
Poland	337	57.9	31.2	14.2
Romania	326	60.1	26.7	13.8
Luxembourg	301	73.4	26.9	1.0
Czech Republic	170	55.9	35.3	10.6
Iran	165	39.4	55.2	5.5
France	151	62.3	21.9	15.9
Spain	137	68.6	23.4	8.0
Kazakhstan	134	78.4	16.4	5.2
Switzerland	128	50.0	37.5	13.3
United States	104	35.6	6.5	2.9
United Kingdom	103	49.5	32.0	18.5
Greece	96	49.0	37.5	14.6
China	90	53.3	43.3	5.6
Slovenia	78	50.0	42.3	10.3
Netherlands	78	64.1	20.5	15.4
Albania	56	64.3	28.6	7.1
Belgium	55	49.1	25.5	25.5
Kosovo	54	57.4	25.9	16.7
Belarus	54	51.9	44.4	3.7
Georgia	50	60.0	34.0	6.0
North Macedonia	49	59.2	28.6	12.2
Colombia	43	51.2	44.2	4.7
South Korea	42	71.4	23.8	4.8
Mongolia	40	50.0	40.0	10.0
Syria	38	65.8	21.1	13.2
Brazil	37	46.0	43.2	10.8
Montenegro	35	60.0	22.9	17.1
Australia	34	35.3	20.6	44.1
Japan	30	60.0	40.0	3.3
other countries	750	51.2	39.1	11.2
TOTAL foreign students	13,713	60.5	31.9	8.8
TOTAL	48,337	60.0	21.5	20.4

Source: Reporting System of the University of Vienna

Doctoral Students (incl. PhD)	Academic year 2018/19 (total figures)	Doctoral Students (incl. PhD)	Academic year 2018/19 (total figures)
Austria	3,646	France	22
Germany	636	Kosovo	20
Italy	184	Japan	16
Iran	129	Taiwan	16
Croatia	68	Egypt	15
Turkey	67	Portugal	15
China	64	South Korea	14
Russian Federation	60	Brazil	14
Poland	59	Canada	11
Hungary	57	Colombia	11
Serbia	47	Sweden	10
United States	46	Indonesia	10
Romania	46	North Macedonia	10
Slovakia	45	Bangladesh	9
Ukraine	41	Ireland	9
India	41	Belarus	7
Spain	37	Ethiopia	7
United Kingdom	32	Thailand	7
Bosnia and Herzegovina	31	Ecuador	6
Bulgaria	31	Finland	6
Czech Republic	30	Azerbaijan	6
Greece	29	Nigeria	6
Pakistan	27	Belgium	6
Switzerland	26	Luxembourg	6
Netherlands	25	other countries	151
Slovenia	25	TOTAL foreign students	2,316
Mexico	23	TOTAL	5,962


International Vertical Mobility (Key figure 1.A.3)

In an academic context, the term vertical mobility refers to the mobility of students when moving from one stage of studying to the next. For example, if a student graduates from his bachelor's degree at one university and then starts studying for his master's at a different university, that is vertical mobility. In the following statistics, account is only taken of international vertical mobility, i.e., if a student completed the previous stage of study at a non-Austrian university. Vertical mobility within Austria has not been included in the following statistics. The University of Vienna's Internationalisation Strategy states that the university aims at "recruiting highly talented international students into master's and doctoral/PhD courses".

³ Students may be enrolled in more than one degree programme

New admissions to a master's programme (incl. Teachers candidates) WS 2018/19 Sorted by Directorate of studies	Students who completed the preceding stage of study abroad in %	Students who completed the preceding stage of study abroad (total figures)
Studies Programme Catholic Theology	28.0	7
Studies Programme German Studies	11.5	22
Studies Programme Romance Studies	0.0	0
Studies programme English and American Studies	23.3	14
Studies Programme Finno-Ugrian Studies – Dutch Studies – Scandinavian Studies – Comparative Literature	15.7	8
Studies Programme Near Eastern Studies – African Studies – Tibetan Studies and Indology	15.0	6
Studies Programme East Asian Studies	41.1	23
Studies Programme Musicology – Linguistics	17.0	8
Studies Programme Theater, Film and Media Studies	15.4	8
Studies Programme Philosophy	14.7	28
Studies Programme Education	12.5	13
Studies Programme Protestant Theology	20.0	1
Studies Programme Psychology	9.7	20
Studies Programme Political Science	26.1	43
Studies Programme Mass Media and Communication Science	21.9	52
Studies Programme Sociology	24.7	37
Studies Programme Social and Cultural Anthropology	30.9	112
Studies Programme Mathematics	11.5	11
Studies Programme Physics	13.4	11
Studies Programme Chemistry	16.5	15
Studies Programme Earth Sciences – Meteorology-Geophysics – Astronomy	18.9	14
Studies Programme Geography	33.1	42
Studies Programme Biology	19.5	33
Studies Programme Molecular Biology	15.3	28
Studies Programme Pharmacy	37.5	9
Studies Programme Nutritional Sciences	5.5	4
Studies Programme Translation Studies	21.3	26
Studies Programme Sport Science	4.7	2
Studies Programme Business, Economics and Statistics	37.2	176
Studies Programme Slavonic Studies	0.0	0
Studies Programme Teacher Education	0.0	0
Studies Programme Computational Science and Business Informatics	32.0	48
Studies Programme Egyptology - Jewish Studies - Prehistoric and Historical Archaeology	0.0	0
Studies Programme History	10.0	28
Studies Programme History of Art and Architecture - European Ethnology	18.4	14
Studies Programme Antiquity Sciences	14.3	4
TOTAL	22.4	849⁴

Source: Reporting System of the University of Vienna | calculations International Office⁵



Although several significant fluctuations occurred within the studies programmes when compared to the total number of new admissions, the percentage of students who completed the preceding stage of study abroad has stayed the same as in the year before.

New admissions to a Doctoral/ PhD programme 2018/19 Sorted by Directorate of Studies	Students who completed the preceding stage of study abroad (in %)	Students who completed the preceding stage of study abroad (total figures)
Doctoral Studies Programme Catholic Theology	55.6	10
Doctoral Studies Programme Protestant Theology	50.0	1
Doctoral Studies Programme Law	20.0	3
Doctoral Studies Programme Business, Economics and Statistics	41.7	5
Doctoral Studies Programme Social Sciences	31.6	6
Doctoral Studies Programme Historical and Cultural Studies	37.5	9
Doctoral Studies Programme Philological and Cultural Studies	39.4	13
Doctoral Studies Programme Philosophy and Education	50.0	6
Doctoral Studies Programme Natural and Technical Sciences	37.2	16
Doctoral Studies Programme Earth Sciences, Geography and Astronomy	63.6	7
Doctoral Studies Programme Psychology and Sport Science	41.7	5
Doctoral Studies Programme Life Sciences	65.0	26
TOTAL	44.4	107

Source: Reporting System of the University of Vienna | calculations International Office

Changes in the conditions for admissions resulted in a significant decrease in the number of doctoral students in 2018/19 (both Austrian and international students). However, selecting applicants on the basis of quality ensures that newly admitted doctoral candidates are better prepared as they start their studies. It is therefore not viable to compare this year's figures to those cited in previous International Reports.

⁴ The sum of the individual columns will not necessarily be the same as the total figure. If, for example, a student is enrolled in multiple courses during a semester, this student will be included in the pertinent individual columns, but will only be counted once in the total figure.

⁵ This table does not include the Faculty of Law as the diploma programme "Law" does not require a preceding bachelor's degree.

Credit mobility

Graduates of the University of Vienna 2016/17 with stays abroad during their studies

In a survey, Statistik Austria asked all 9,540 students who graduated in the 2016/17 academic year whether they had studied abroad during their studies. 8,423 questionnaires were returned, while 1,117 were treated as missing values. Of these 8,423 graduates who completed a questionnaire, 22.4% had spent a time abroad during their studies, a slight increase compared to the previous year (2015/16: 21.6%).

Graduates of the University of Vienna 2016/17 with stays abroad during their studies⁶, broken down according to branch of science⁷ Key figure 1.B.1

	Stays abroad during their studies	No experience abroad	Graduates with stays abroad in % of all graduates with stays abroad	Graduates with stays abroad in % of the graduates in this branch of science
Natural sciences	377	1,921	19.9	16.4
Social sciences (incl. Law)	335	949	17.7	26.1
Humanities (incl. Theology)	1,170	3,572	61.9	24.7
Technical sciences	7	88	0.4	7.4
Individual degree courses	3	3	0.2	50.0
TOTAL	1,890⁸	6,533	100.0	22.43

Source:
USTAT 2 survey;
own calculation

Of the 1,890 graduates who indicated that they had spent a period of at least one month abroad related to their studies, the majority (61.9%) (2015/16: 59.2%) came from the humanities. 19.9% (2015/16: 24.1%) of the graduates with a stay abroad came from the natural sciences, 17.7 (2015/16: 16,1%) from the social sciences, 0.4% (2015/16: 0.3%) from the technical sciences and 0.2% (2015/16: 0.2%) pursued individual degrees.

With regard to the number of graduates from the various fields of science, graduates of individualised degree programmes were the most mobile. Similar to 2015/16, around a quarter of all social sciences and humanities students and 16.4% of all natural sciences students who graduated from the University of Vienna have spent a period of time studying at a foreign university during their degree programme. Graduates of technical sciences were the least mobile: only 7% indicated a period abroad (2015/16: 8%).

Male/female graduates with stays abroad Key figure 1.B.2

	Male	Female	Total	% female
Natural sciences	136	241	377	63.9
Social sciences (incl. Law)	120	215	335	64.2
Humanities (incl. Theology)	258	912	1,170	77.9
Technical sciences	3	4	7	57.1
Individual degree courses	1	2	3	66.7
TOTAL	518	1,374	1,890⁹	73

Source:
USTAT 2 survey;
own calculation

Of the 1,890 students with a stay abroad, 27% were men and 73% were women, which is similar to the previous year's figure. With regard to the total number of male and female graduates, female students proved to be slightly more mobile than their male counterparts: 24% (2015/16: 22%) of female graduates stated that they had spent a period of time abroad, as opposed to 20% (2015/16: 19.9%) of male graduates.

Graduates of the University of Vienna 2016/17 with stays abroad during their studies¹⁰, broken down by stage of studies Key figure 1.B.3

	Stays abroad during their studies	No experience abroad	Graduates 2016/17 with stays abroad in % (without missing values)
Bachelor	756	3,669	17.1
Master	508	1,640	23.6
Diploma	441	911	32.6
Doctoral Degree	186	314	37.2
TOTAL	1,890	6,533	22.4

Source:
USTAT 2 survey;
own calculation

⁶ Statistik Austria poll pursuant to USTAT 2

⁷ System of branches of science according to the ÖSTAT classification

⁸ The sum of the individual columns will not necessarily be the same as the total figure. If, for example, a student is enrolled in multiple courses during a semester, this student will be included in the pertinent individual columns, but will only be counted once in the total figure.

⁹ See footnote 8.

¹⁰ Statistik Austria poll pursuant to USTAT 2



The stage of studies and the type of curricula significantly influence the probability of a stay abroad. Generally speaking, it can be observed that diploma, master and doctoral students show a higher percentage of graduates with a stay abroad than bachelor students. This can easily be explained by tighter curricula and the bachelor students' ambitions of completing their studies within the shortest possible time.

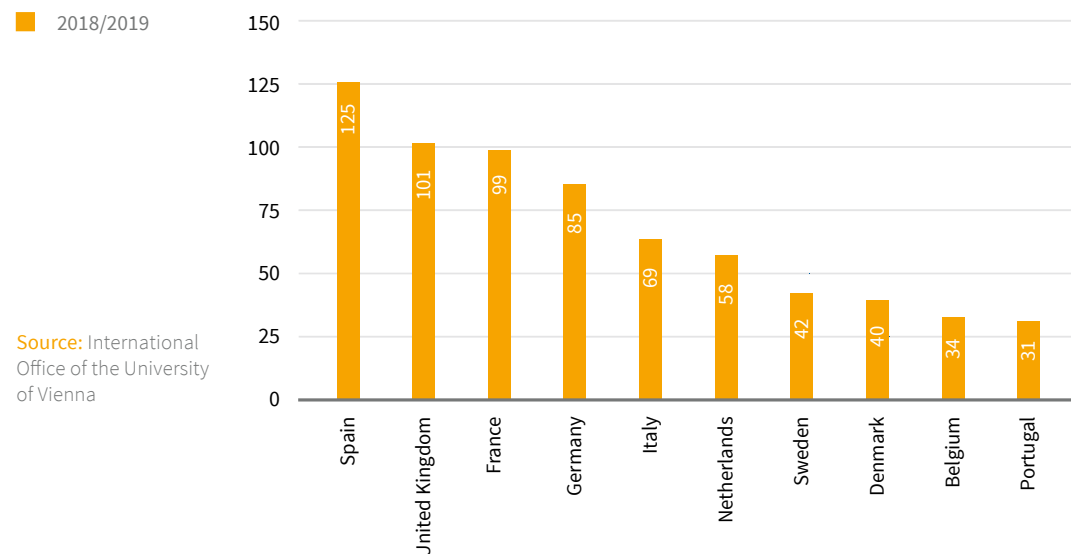
Erasmus+ programme Key figure 1.B.4

The university offers several mobility programmes for students allowing them to undertake a one or two semester period of study abroad at a partner university. The best known programme is Erasmus+ (for periods of study abroad in Europe).

The University of Vienna is among the top European universities in terms of numbers of outgoing and incoming students under the Erasmus+ programme. In the 2018/19 academic year, 890 students of the University of Vienna benefitted from an Erasmus+ stay abroad (2017/18: 949) and 941 foreign students studied at the University under this programme (2017/18: 1,051).

Erasmus+* outgoing students by destination (Top 10)

Academic year 2018/19; absolute numbers
* including Switzerland (SEMP; Swiss-European Mobility programme)



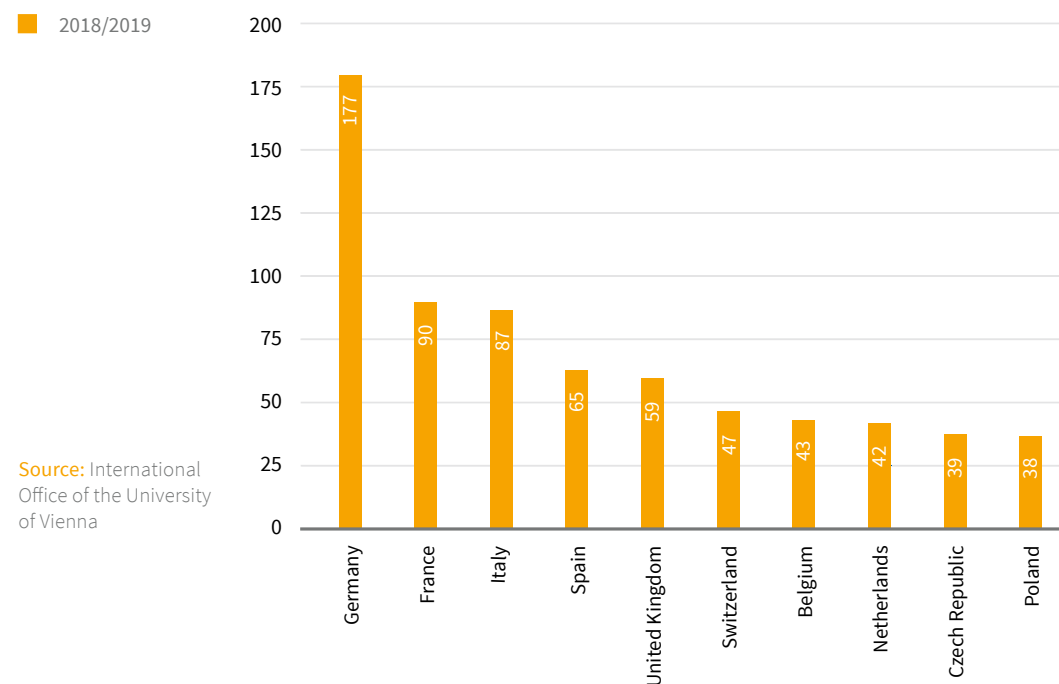
Source: International Office of the University of Vienna

The most popular destinations in the Erasmus+ programme in 2018/19 were Spain, the United Kingdom, France, Germany and Italy (which account for almost 54% of all outgoing students), followed by the Netherlands, Sweden and Denmark. The total number of outgoing students decreased from 949 (in 2017/18) to 890 in the 2018/19 academic year. To enhance the students' commitment to their application and the success of their Erasmus+ stay, quality measures such as mandatory language certificates have to be met by students already at the time of applying.

However, there are external factors such as professional, financial or family commitments that pose obstacles to students' mobility. The University of Vienna's initiatives for internationalisation at home aim at providing opportunities for international experiences in an academic context at their home university for those students who cannot commit to an extended stay abroad.

Erasmus+ incoming students by country of origin (Top 10)

Academic years 2018/19; absolute numbers including Switzerland (SEMP; Swiss-European Mobility programme)



Source: International Office of the University of Vienna

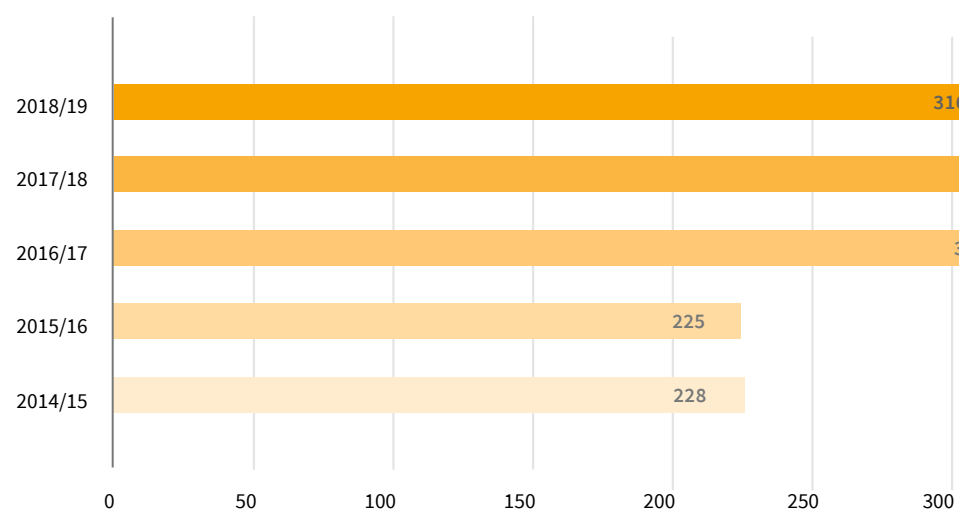
The total number of incoming students has declined due to stricter requirements of the programme for participating students with 941 incoming students in 2018/19 compared to 1,051 in 2017/18. The University of Vienna increasingly aims for a balanced utilization of agreed places for incoming and outgoing students. More than 50% of the incoming Erasmus+ students come from five countries: Germany, France, Italy, Spain and the United Kingdom.

Erasmus+ internships

Besides the common student mobility within Erasmus+, students of the University of Vienna can also apply for a scholarship for a self-organized internship relevant to their studies in one of the European countries which participate in the Erasmus+ programme. The number of applications for such scholarships has increased rapidly in recent years:

With 316 applications for an Erasmus+ internship from students of the University of Vienna in the academic year 2018/19, the number of applicants has remained similar to the previous years' level after a high rise in the years after its implementation. The constant popularity of this programme can be explained by the fact that applications can be made all year long (no application deadlines), that the time periods required for processing the applications are short, by the general trend towards short programs for stays abroad and by the students' increasing awareness of the programme.

As in the previous years, the most popular destination is Germany, where approximately a third of all internships were completed.



Source: International Office of the University of Vienna



Erasmus+ partnerships (by faculty/centre) As of 1.7.2019

Key figure 1.B.5

	Numbers of Erasmus+ Partnerships	Erasmus+ outgoing students 2018/2019
Faculty of Philological and Cultural Studies	324	180
Faculty of Historical and Cultural Studies	180	70
Faculty of Social Sciences	165	117
Faculty of Law	91	174
Faculty of Business, Economics and Statistics	87	63
Faculty of Life Sciences	73	20
Faculty of Philosophy and Education	61	41
Faculty of Psychology	48	51
Centre for Translation Studies	53	54
Faculty of Earth Sciences, Geography and Astronomy	30	7
Faculty of Mathematics	37	14
Faculty of Protestant Theology	29	3
Faculty of Computer Science	20	5
Faculty of Chemistry	22	6
Faculty of Catholic Theology	21	1
Centre for Sport Science and University Sports	19	6
Faculty of Physics	17	7
Centre for Molecular Biology	16	3
Centre for Teacher Education	9	11
TOTAL	1,303	833*

Source: International Office of the University of Vienna

* excl. outgoing students of Gender studies and Joint Degree Programs incl. withdrawals from the Erasmus+ programme after 24.6.2019

There are notable differences in the utilization of the agreements between the faculties. Most efficiently used are the agreements on outgoing side at the Faculty of Law, the Centre for Teacher Education, the Faculty of Psychology and the Centre for Translation Studies.



Erasmus+ International Mobility

The ERASMUS+ International Mobility programme enables study and teaching visits to be undertaken at selected partner universities outside of Europe. The Austrian National ERASMUS+ Agency annually allocates the number of visits to universities in third-party countries for each university following a competitive application and selection process.

Since the start of the programme, the University of Vienna has been participating successfully in this mobility scheme. Student and teaching staff exchange is possible for instance with two of our strategic partner universities (the Hebrew University of Jerusalem and the University of Chicago), as well as with other partner universities in Africa, Latin America, and South East Asia to support area studies in particular.

In the academic year 2018/19, 14 members of the university's teaching staff and seven students used the programme for stays abroad (2017/18: 14, resp. 7). On the other hand, 17 teaching staff members and 27 students from partner universities were welcomed at the University of Vienna. (2017/18: 17/25)

Non-EU Student Exchange Program Key figure 1.B.6

An important element of the University of Vienna's mobility programme is the Non-EU Student Exchange Program. Since 1992, this programme has supported student exchange primarily with universities outside the EU. In the 2018/19 academic year, 139 students of the University of Vienna (2017/18: 148) spent time abroad as part of the Non-EU Student Exchange Program, with 243 incoming students studying at the university under this programme (2017/18: 211). Due to an increase in scholarship rates with a constant budget, only a small number of outgoing scholarships could be awarded. The increase in incoming student numbers is mainly due to more incomings from US-partners. It is assumed that the numbers of outgoing and incoming students will remain roughly on the level of the 2017/18 academic year.

Partly as a result of higher tuition fees at the partner universities compared to those at the University of Vienna, there are more incoming than outgoing students in the Non-EU Student Exchange Program.

The most popular destinations are Asia, North America, Australia, which account for almost 80% of all outgoing students to Non-EU countries. Unfortunately there are currently no incoming students from Africa due to a lack of financial resources. However, with the new agreements within the ERASMUS+ International Mobility programme, the number of incoming students from African countries is expected to increase.

Non-EU outgoing students by destination

	Non-EU outgoing students 2018/2019	% of total number of Non-EU outgoing students
Asia	45	32
North America	28	20
Australia	38	27
Russia	9	7
Latin America	12	9
Africa	7	5
TOTAL	139	

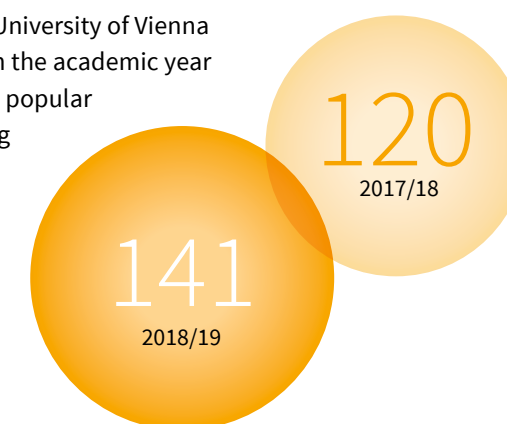
Non-EU incoming students by origin

	Non-EU incoming students 2018/2019	% of total number of Non-EU incoming students
North America	118	49
Asia	62	26
Australia	44	18
Latin America	9	4
Russia	8	3
Africa	0	0
Europe (Ukraine)	2	1
TOTAL	243	

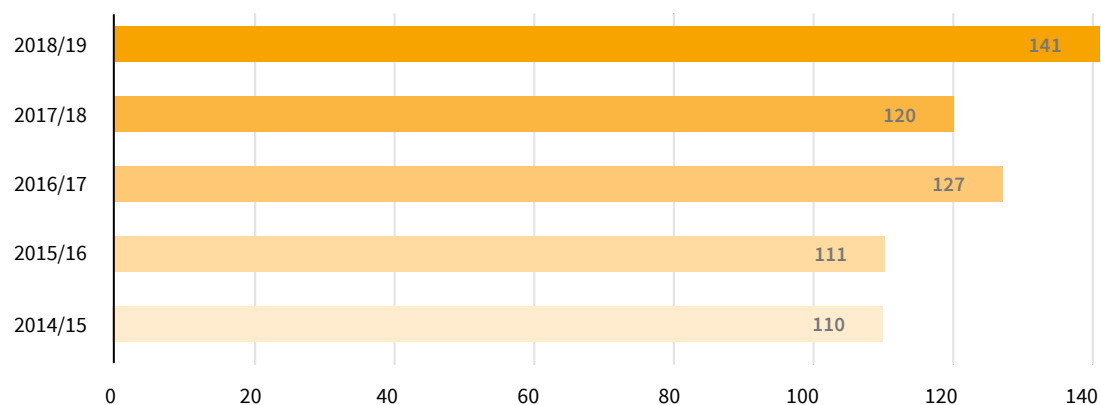
Source: International Office of the University of Vienna

Erasmus+ Teaching Mobility Key figure 1.B.7

The ERASMUS+ Teaching Mobility is one of the core mobility schemes in the ERASMUS+ programme. It offers short-term teaching visits for the University of Vienna's teaching staff at ERASMUS+ universities in the EU. 141 teachers from the University of Vienna participated in this programme in the academic year 2018/19 (2017/18: 120). The most popular destinations are the neighbouring countries Germany and Italy.



Number of teaching staff mobility cases



Source: International Office of the University of Vienna


Number of courses offered in a foreign language as a share of the total number of courses on offer

Key figure 1.C.1

Academic year: 2018/19

27.8% (2017/18: 26.8%) of all courses offered at the University of Vienna are taught in a foreign language, including modern philology. As in the previous year, English is the language of instruction in 19.6% of all courses.

The University of Vienna offers these courses for incoming international students as well as students staying at home in order to create an international working environment for all students. The University of Vienna has significantly increased the number of courses taught in a foreign language over the last years. This positive development is also due to a change in the legal framework.



Staff

Country of origin (previous employer) of academic staff in %

As of May 2019 (full-time equivalent)

Source: Reporting System of the University of Vienna

	% Austria	% EU (excl. A)	% Other	% TOTAL
Composition of academic staff Key figure 2.A.1	56.7	33.6	9.1	100.0 (3,673)
Composition of academic staff financed by third-party funding Key figure 2.A.2	44	38	18	100.0 (976)

More than a third of all academic staff come from abroad: the total share of international academic staff at the University of Vienna remained almost the same with 42.7% (2018: 42.8%). Among the group of academic staff financed by third-party funding, more staff is recruited from abroad than from Austria.

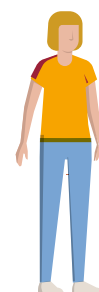
Number of appointments from abroad

Key figure 2.B.1

Source: Reporting System of the University of Vienna

Appointment of professors by country of origin (=previous employer)	2014	2015	2016	2017	2018
Austria (in %)	24	34	19	34	20
EU – excluding Austria (in %)	56	48	64.5	58	75
Other (in %)	20	18	16.5	8	5
Total number of appointments	41	44	48	50	59

80% of the professors appointed in 2018 were appointed from abroad, clearly demonstrating that, in this regard, the University of Vienna has achieved its goal of becoming attractive to international academics. Three quarter of all appointments were from EU countries other than Austria, 5% were from outside the EU.



Research

Inter-university collaboration Key figure 3.A.1

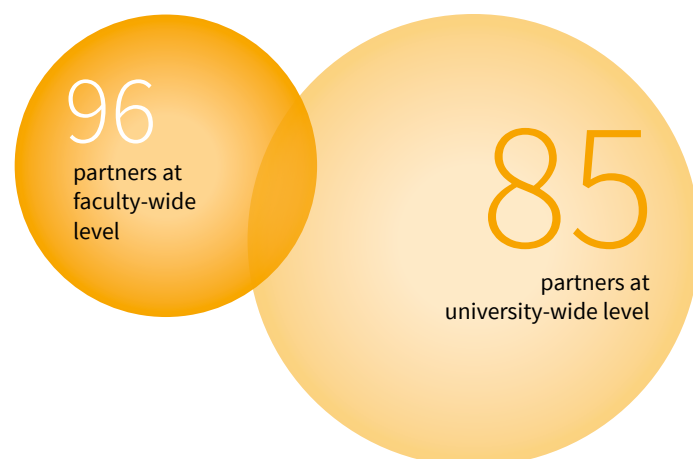
Currently the University of Vienna has a set of 85 partners at university-wide level, including its five strategic partner universities: the Hebrew University of Jerusalem, the University of Chicago, as well as the newly established partnerships with Peking University, Fudan University and Kyoto University. Further partners are amongst other Stanford University and the Australian National University.

Number of partner universities by continent As of July 2019

	Partners at university-wide level (changes since previous year)	Partners at faculty level (changes since previous year)
Asia	29 (-1)	34 (-4)
North America	19 (-1)	13 (+2)
Europe	19 (+/-0)	35 (-1)
Latin America	9 (+/-0)	10 (+1)
Australia	8 (+/-0)	1 (-1)
Africa	1 (+/-0)	3 (+/-0)
TOTAL	85 (-2)	96 (-3)

Source: International Office of the University of Vienna

The University of Vienna's internationalisation strategy is to develop only a limited number of partnerships but with a high impact. At university-wide level, the University of Vienna strives for co-operations with top class universities in Asia, North America and Europe. In addition to the academic reputation of the partner university, common research and teaching interests and existing faculty links are a prerequisite for the conclusion of an agreement with a partner university. In the academic year 2018/19, two new strategic partnerships, one research partnership as well as new partnerships with universities in North America, Latin America and Asia were established.



Internationally funded research projects Key figure 3.B.1

Total amount of third party funding

Projects funded	2014	2015	2016	2017	2018
by the EU	16,482,221	16,018,106	18,102,200	17,185,538	16,807,151
by other countries	1,729,644	1,615,642	1,898,346	1,686,176	1,876,820
by Austria	60,997,460	62,802,225	59,994,057	60,971,193	66,395,423
Project TOTAL (in euro)	79,209,324	80,435,973	79,994,603	79,842,908	85,079,393

Source: Intellectual Capital Report of the University of Vienna 2017, Indicator 1.C.1

Compared to the previous year, in 2018 we were able to increase revenue from R&D projects to EUR 85.1 million. This increase of approx. 7% or around EUR 5.2 million was spread across almost all funding bodies, although the increase in revenue in connection with Austrian Science Fund (FWF) projects of EUR 3 million was by far the highest.

At EUR 13.6 million, EU third-party funding remains at a high level. This can largely be attributed to the acquisition of ERC grants, which make up 43% of the revenue received from the EU.

Since 2007 a total of 53 ERC grants have already been awarded to researchers at the University of Vienna: 14 Advanced grants, 10 Consolidator grants, 26 Starting grants and 3 Proof of Concept grants.

